



COUNTERTOPS

COUNTERTOPS

With a new countertop, you can completely transform the look of your kitchen, bath or laundry. We have a large selection of quartz, granite, and marble countertops that will completely transform your kitchen.

Inspired by the beauty of natural stone, we offer a surface that reflects a fresh, natural look and compliments a modern lifestyle. Our Countertops is recognized for its beauty, quality and effortless care. Our extensive color palette and variety of patterns and styles are sure to be the solution to all of your creative design projects.

MATERIALS	QUARTZ	GRANITE	LAMINATE	SOLID SURFACE
SCRATCH RESISTANCE				
STAIN RESISTANCE				
CHIP AND CRACK RESISTANCE				
HEAT AND BURN RESISTANCE				
RESISTANCE TO HOUSEHOLD CHEMICALS ACIDS AND SOLVENTS				
LOW MAINTENANCE				
NON-ABSORBENCY AND NON-POROSITY				
MOLD AND MILDEW RESISTANCE				
FLEXURAL STRENGTH				
COLOR CONSISTENCY				
IMMUNITY TO FREEZE AND THAW				

QUARTZ

If you're looking for a material that can mimic the look of natural stone but comes with much less maintenance, then check out engineered quartz countertops. This stone material is man-made, gorgeous, and has the potential to last even longer than your house.

QUARTZ MAINTENANCE

Quartz is great at resisting acids and is very unlikely to develop stains. It's extremely easy to take care of, so if you've got a busy household, we can't recommend this countertop enough. It never needs to be sealed because it is a nonporous stone, and all you need to clean it with is soap and water.

QUARTZ DURABILITY

Did you know that quartz is as hard as concrete? This material is also scratch resistant, but just because it is scratch resistant doesn't mean it's scratch-proof. When you're chopping food, you should always use a cutting board to stay on the safe side.

When it comes to heat, you've got to be careful with your quartz slab. While the natural quartz in its composition may be heat resistant, the resins inside it are not. It does have the potential to scorch under a hot pot or pan, so we encourage you to use tools like hot pads and trivets in the kitchen.

While the resin content makes quartz flexible and unlikely to crack or chip, this type of damage is still possible in extreme cases around the edges or seams. But the good news is that if it does chip, it can be fixed by epoxy adhesive.

QUARTZ LOCATION

People around the world love using quartz countertops for their indoor kitchens because of their high resistance to germs and bacteria, but that's where this material should remain.

The resins in its content do not perform well under direct sunlight, and they can make for a faded, worn-out look for your countertop when used outdoors. To get the most out of your quartz, we recommend that it stays inside.

CHOOSING QUARTZ

Quartz countertops are great at many things—they resist scratches and stains and make your kitchen or bathroom look beautiful.

GRANITE

Granite comes in all sorts of shades and is known for its versatility, durability, and easy maintenance. With a stone that looks as good as granite does, you might expect it to involve detailed care, but it's quite the opposite.

GRANITE MAINTENANCE

While some may choose to use granite-specific cleaners for their countertop, such specific care isn't a requirement. Granite countertops also do just fine when they are cleaned with soap and water.

Since granite is a porous stone, it calls for sealant—and a regular sealing routine. As long as you keep up with your granite's sealant, it will remain resistant to liquid damage, stains, and spills.

GRANITE DURABILITY

The durability of granite is one of its many fine qualities. This stone countertop takes no issue with heat and will not scorch if you set a hot pot or pan on its surface. We recommend using a hot pad in the kitchen, but if you forget to use these tools, it's most likely not going to harm your stone.

Scratch risk is very low for granite because of how hard it is. If you cut something directly on its surface, it is more likely to dull your knife than become damaged by its blade.

Granite countertops rarely chip, but if they do, there's no need to fret. Chips can be repaired with gel epoxy.

GRANITE LOCATION

Granite countertops are a staple of indoor kitchens all over the world. People love the way they resist heat, stains, germs, and bacteria. But these countertops are also well-loved in outdoor kitchens as well.

With a good coat of sealant, granite holds strong against rain and other weather elements. It won't fade under direct sunlight either. Just be careful of using dark-colored stones outside, as they are more likely to soak up the sun's rays and become hot to the touch.

MAKING GRANITE YOUR CHOICE

Granite is one of the most classic natural stones there is. It can last for generations—and even has the potential to raise the resale value of your home!

MARBLE

For many, marble is the epitome of classiness. It's been around for centuries, and it's a natural stone that is well-loved across the nation and the world.

Since marble is a natural stone created by the earth, your slab will be unlike any other. It's like having your very own piece of art.

MAINTENANCE OF MARBLE

Marble is a soft and porous stone, which means it needs to be sealed in order to maintain its integrity. Without proper sealant, marble is vulnerable to stains and etching—but with sealant, it holds strong against such damage.

Much like other natural stones, marble is tough on heat. It is unlikely to scorch should you set a hot pan on its surface, but to stay on the safe side, we recommend using tools like hot pads or trivets in the kitchen.

To keep your marble free of etches, avoid acidic substances like citrus, red wine, and vinegar on its surface. It's also key to avoid acidic cleaners because these will do more harm to your stone than good. Always use a cutting board and clean up spills right away to prevent staining your marble stone countertop.

DURABILITY OF MARBLE

As long as you keep up your sealing routine, marble is a durable stone. With sealant, marble holds strong against liquid damage and can last in your home for over a hundred years.

It is possible for marble countertops to chip, though, which is something to look out for. Chips can occur near the edges and corners, but they can be easily repaired by professionals.

LOCATION OF MARBLE

Scores of people love using marble for their indoor kitchens, but these countertops work well in outdoor kitchens as well—you just have to know what you're in for. Since rain and other weather elements give marble a naturally aged look, it can give your backyard a rustic vibe, and this is favorable to many of our customers.

CHOOSING MARBLE

At Plus Kitchen Design, we are huge proponents of marble and all that it can bring to your home. To learn more about this unique and sophisticated stone.

QUARTZITE

Quartzite is different from quartz, though the names are similar. While quartz is an engineered stone, quartzite comes from the earth just as marble and granite do.

It's an extremely hard stone with unique colorations and patterns that have been compared to marble, but what's great is that it involves less maintenance than marble does. So, if you're drawn to the unique look of marble but aren't interested in its upkeep, quartzite may be the choice for you.

DURABILITY OF QUARTZITE

Quartzite is one of the most durable natural stones that there is. There's not much that can damage it. It's heat resistant because it's formed under extreme heat under the earth's surface, so it's used to intense temperatures. Because of this, it has no problem with hot pots and pans resting on its surface.

It is not very likely that quartzite will scratch, but it's always possible. To minimize risk, always use a cutting board when preparing food.

Since quartzite is a porous stone, it needs to be sealed and resealed regularly. This maintains its resistance to liquid damage and stains.

Also, it's not likely that your quartzite slab will chip, but if it does, repairs are possible. All you need to do is glue the chipped piece back into place, and your slab is as good as new.

LOCATION OF QUARTZITE

Some countertops only perform well indoors, but that's not the case for quartzite. This natural stone works just as well for your outdoor kitchen as it does inside. One of the main reasons it can be placed outside is that it has no issue with direct sunlight. As long as you keep it sealed, it will have no problem with rain, snow, or other elements either.

CARING FOR QUARTZITE

Quartzite is not a fussy stone at all; it doesn't require much care. You don't need any special chemicals to make sure it stays clean—all you need is soap and water. If you wipe it down with a gentle cloth each day, it'll shine for years.

As we said previously, quartzite is porous and does need to be sealed. It is at a higher risk of damage if it goes unsealed.

To reduce the likelihood of stains occurring, we recommend cleaning up spills right away and using coasters to prevent water rings from showing up.

MAKING QUARTZITE YOUR OWN

At Plus Kitchen Design, we love quartzite slabs and think that they look great in all types of kitchens and bathrooms. They can even raise the resale value of your home!

PORCELAIN

Porcelain is a type of engineered stone that is known for its bold looks and durability. It's composed of kaolinite, feldspar, metal oxides, and silica, and it is created under extreme heat. If you're looking for a material that has plenty of options when it comes to color, porcelain is a great choice.

CARE OF PORCELAIN

Porcelain is known for its low maintenance. You won't have to spend much time taking care of it, yet it'll still look great.

The reason it doesn't require much maintenance is that it's a nonporous material. That means it doesn't have to be sealed as many natural stones do, and it can be cleaned with warm water and a wet cloth.

To avoid stains, clean up spills right away.

DURABILITY OF PORCELAIN

Like we stated, porcelain is a very durable material. It's heat resistant—being formed under extreme heat and all—so you can set hot pots and pans down on its surface without worry.

Porcelain is also decently scratch resistant, but we still recommend using a cutting board when chopping food—just to stay on the safe side.

It is possible for porcelain to chip, and this is more likely to happen if your slab is installed by anyone who isn't a professional. But don't worry—if your porcelain does chip, it can be fixed by painting the chipped area the same color as the rest of the slab, then filling it in with clear epoxy.

LOCATION OF PORCELAIN

Porcelain works just as well outdoors as it does indoors. Because it's nonporous, it has no problem with elements like rain or snow. It also doesn't mind direct sunlight. Just keep it clean as you would if it were indoors, and it will shine in your backyard.

CHOOSING PORCELAIN

People love porcelain because it's tough, beautiful, and timeless—if it's taken care of correctly, it can last in your home as long as sixty years. Whether you choose to install it in a bathroom, indoor kitchen, or outdoor kitchen, porcelain will surely shine.

LIMESTONE

Limestone is a bright stone typically found in shades of white and off-white, that brings a certain air of brightness to a room. While shades of ivory are the most common, it can also be found in rarer shades like red, yellow, gray, and brown.

LIMESTONE CARE

Since limestone is porous, it can be prone to etching from acidic solutions—because of this, you should be careful about what cleaners you use with your slab. It is more sensitive than marble and granite, and it requires a sealing routine to keep it strong against stains.

Other acidic substances that you should avoid around your limestone countertop include citrus, vinegar, and nail polish remover.

LIMESTONE DURABILITY

Limestone is heat resistant, as most natural stones are, but we still recommend exercising a certain degree of caution when handling hot items. To make sure your slab lasts as long as possible, use tools like hot pads or trivets when handling hot pots and pans.

Since limestone is a soft stone, much like marble, it's always wise to use a cutting board when preparing food instead of chopping directly on your countertop. If you use the countertop as a chopping space, you could create scratches on its surface.

It is possible for limestone to chip around the corners, but these chips can be easily repaired by sanding out the spot in question.

LIMESTONE LOCATION

What's great about limestone is that it's not only beautiful indoors, but it also works great outdoors too—as long as you keep it sealed. It adds a flair to your home wherever you install it, making use of natural light and creating a bright, clean aesthetic.

CHOOSING LIMESTONE

Something else people love about limestone is that it's more affordable than many other natural stones, and it can last up to a hundred years. Choosing to incorporate this stone into your home is a great investment, as it offers a timeless look that never goes out of style.

To learn more about these stones, get in touch with us at info@pluskitchendesign.com or call **239.292.2206**.




Let us give you a **FREE ESTIMATE** today!

FINANCING AVAILABLE

Visit our **showroom**:

1242 SW Pine Island Rd. Suite 51
Cape Coral, FL 33991

OUR COLLECTIONS





RQ09609 CALACATTA PARIS



RQ09290 CALACATTA MIEL



RQ03365 CALACATTA GOHINA



RQ09902 CALACATTA SUPREME



RQ09734 SANTANA GOLD



RQ09882 STATUARIO EXTRA



RQ09899 VENETIAN GOLD



RQ09884 CALACATTA VOLCANO




RQ09800 PORTORO BLACK



RQ09835 SAN LAURENT



RQ09898 CALACATTA VENETIAN



RQ09897 CALACATTA PIRENESS



RQ09713 CALACATTA NERO



RQ09606 CALACATTA MICHAEL ANGELO



RQ09890 CALACATTA MAYA




RQ09891 CALACATTA MANHATTAN




RQ09887 ARMANI ROVAL



RQ01003 BEACH GREY



RQ09120 ARMANI GREY



RQ09886 ARMANI IMPERIAL




RQ08011 EXPLOSION WHITE



RQ03009 SILVER STAR GREY



RQ03004 SILVER STAR BLACK



RQ09285 ORGANIC WHITE